

CZM

FOUNDATION EQUIPMENT



CZM
FOUNDATION EQUIPMENT




SP25

Cat® 315



GENERAL INFO

SP25 is a pile driver for Solar Field contractors, easily converted from standard mast to long or short mast. It was designed to be the most comfortable, heavy duty, productive and safe Pile Driver on the market.



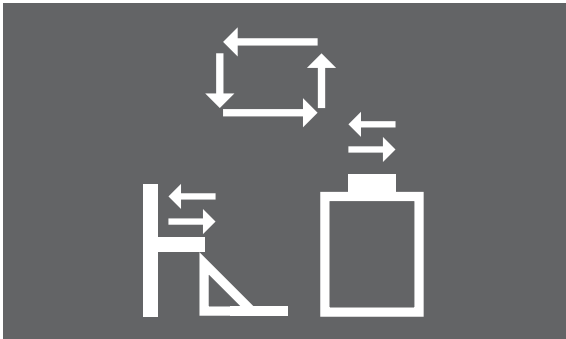
MONITOR

Integrated touch screen computer that allows you to customize some functions, monitor maintenance intervals, monitor operating conditions



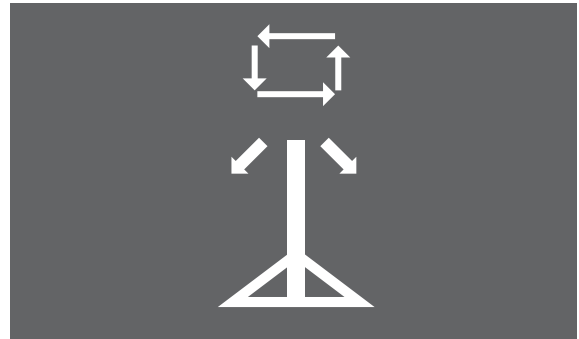
TELEMATICS

Machine can be accessed remotely for troubleshooting by CZM aftersales and Engineering team using global cellular network



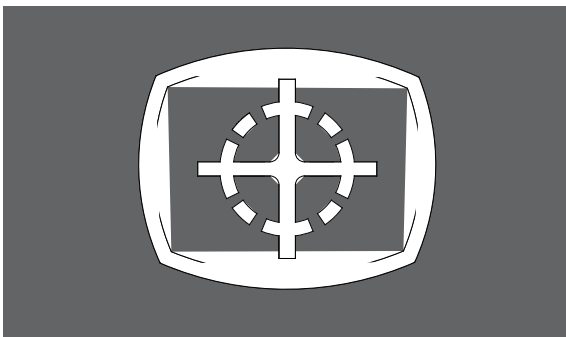
MAST DISPLACEMENT AUTO CENTER

Increase productivity and accuracy during operations with the press of a button. The Auto Center feature automatically centers the mast on the displacement range before allocating piles, increasing productivity



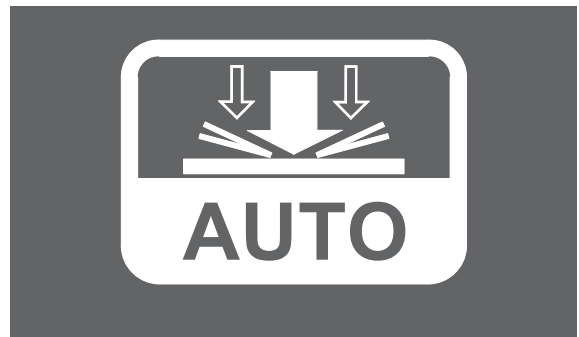
AUTO-TILT

Ensure flawless precision with the auto-tilt feature. By leveraging tilt sensors in the x and y planes, this function returns the mast to the vertical position, guaranteeing mast alignment so that every drilled hole or driven pile is perfectly vertical



AUTO POSITIONING SYSTEM

Auto positioning system for mast displacement based on GPS information



AUTO CROWD

With the press of a button, crowd output can be locked

TECHNICAL SPECIFICATIONS

PILE MAX LENGTH

Maximum Length (Short Mast)	17 ft	5,200 mm
Maximum Length (Standard Mast)	24 ft	7,300 mm
Maximum Length (Long Mast)	27 ft	8,200 mm

CROWD SYSTEM

Pull up force (effective)	22,046 lbf	10,000 kgf
Pull down force (effective)	14,330 lbf	6,500 kgf
Stroke (Short Mast)	13 ft 10 in	4,225 mm
Stroke (Long Mast)	20 ft 10 in	6,350 mm

MAST DISPLACEMENT SYSTEM

Mast vertical slide stroke	3 ft 3 in	1,000 mm
Mast front shift stroke	1 ft 11 in	600 mm
Mast side shift stroke	9.8 in	250 mm

MAST INCLINATION

Backward	10°
Forward	9°
Sideways	15° / 15°

DIESEL ENGINE CAT315

Model	CAT® C3.6	
Net Power – ISO 9249	108 hp	80.9 kW
Engine Power – 14386	110 hp	82 kW
Displacement	220 in ³	3.6 L
Bore	4 in	98 mm
Stroke	5 in	120 mm
Fuel Tank	49.4 gal	187 L

HYDRAULIC SYSTEM

Main System – maximum flow	72 gal/min	276 L/min
Maximum pressure - Equipment	5,075 psi	350 bar
Maximum pressure - Travel	5,075 psi	350 bar
Maximum pressure - Swing	3,770 psi	260 bar
Hydraulic oil tank capacity	19 gal	72 L

UNDERCARRIAGE

Track length	12 ft 3 in	3,750 mm
Length to Center of rollers	10 ft	3,040 mm
Width	8 ft 2 in	2,490 mm
Shoes width	19.7 in / 27.5 in	500 mm / 700 mm
Tail swing radius	5 ft 2 in	1,570 mm
Counterweight clearance	2 ft 10 in	880 mm
Ground clearance	1 ft 5 in	440 mm

SWING MECHANISM

Swing speed	12 r/min	
Maximum swing torque	25,815 ft.lbf	35 kN.m

HAMMER

Energy class	1,500 lb.ft	2,040 J
Number of blows	480-980 bpm	

TRANSPORT

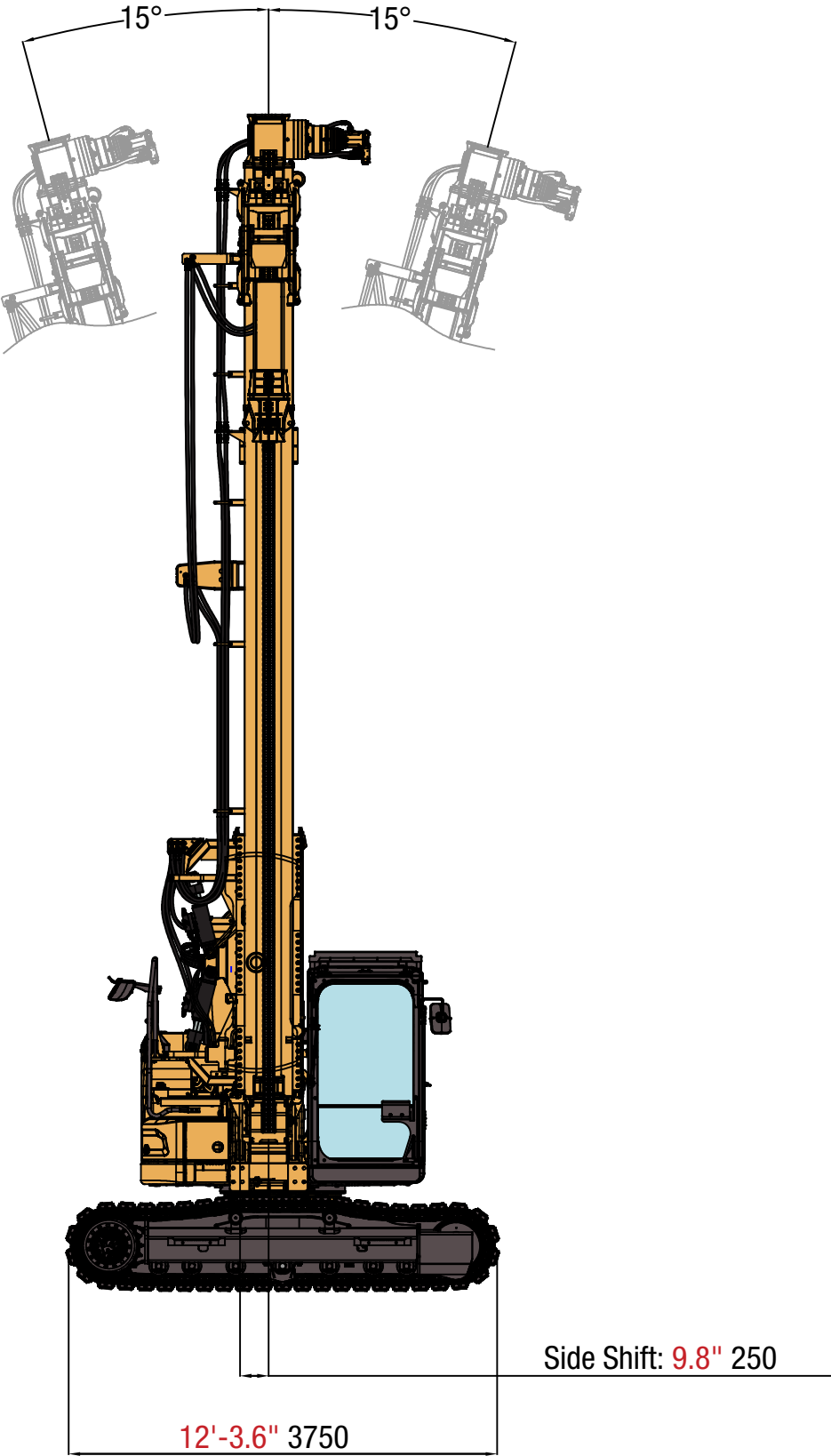
Transport height	10 ft 8.8 in	3,275 mm
Transport length (Short Mast)	24 ft	7,320 mm
Transport length (Standard Mast)	30 ft 11 in	9,445 mm
Transport length (Long Mast)	35 ft 1.1 in	10,695 mm
Transport width (19.7" / 500 mm Shoes)	8 ft 2 in	2,490 mm
Transport width (27.5" / 700 mm Shoes)	8 ft 10 in	2,690 mm
Transport weight (Short Mast)	40,556 lb	18,396 kg
Transport weight (Standard Mast)	41,217 lb	18,620 kg
Transport weight (Long Mast)	41,542 lb	18,835 kg

Weight considering 90% fuel - 500 mm / 20 in Track
Option of 700 mm / 28 in Track adds 1,060 lb / 480 kg

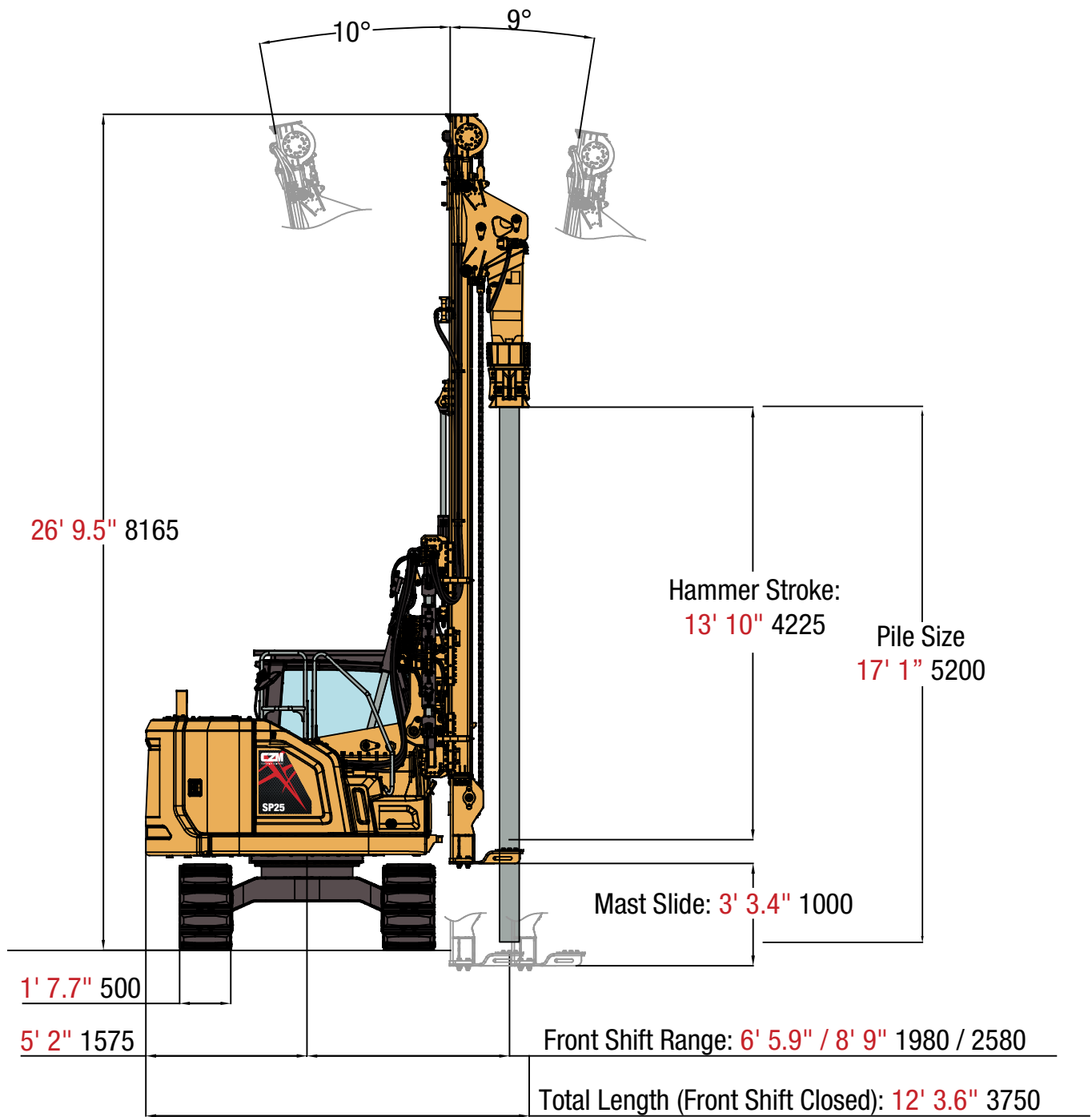
GENERAL DATA

Operating height (Short Mast)	26 ft 9.5 in	8,165 mm
Overall height (Standard Mast)	33 ft 9 in	10,290 mm
Overall height (Long Mast)	37 ft 10.4 in	11,540 mm
Operating weight (Short Mast)	40,556 lb	18,396 kg
Operating weight (Standard Mast)	41,217 lb	18,620 kg
Operating weight (Long Mast)	41,542 lb	18,835 kg
Counterweight	8,443 lb	3,830 kg

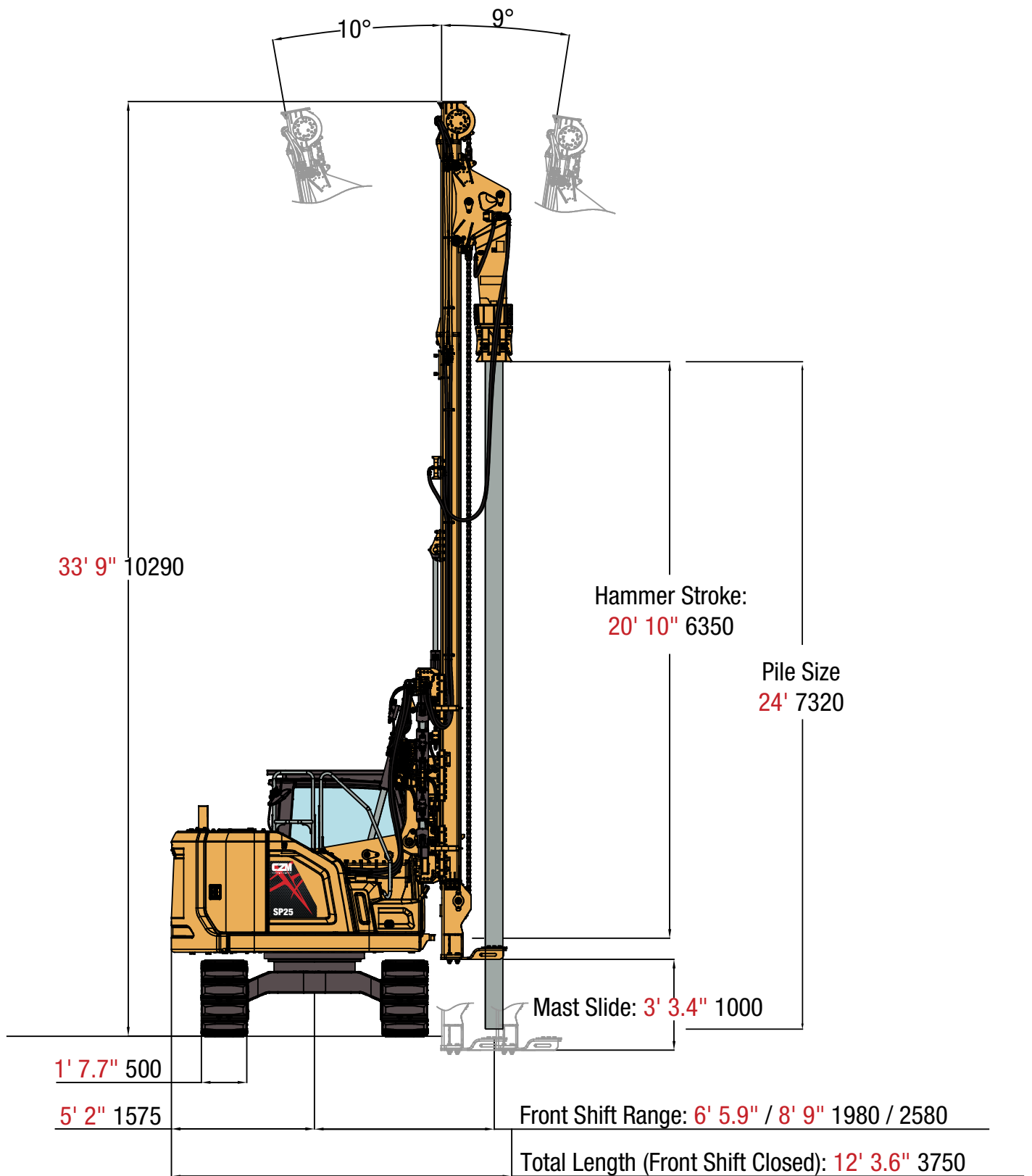
GENERAL DIMENSIONS



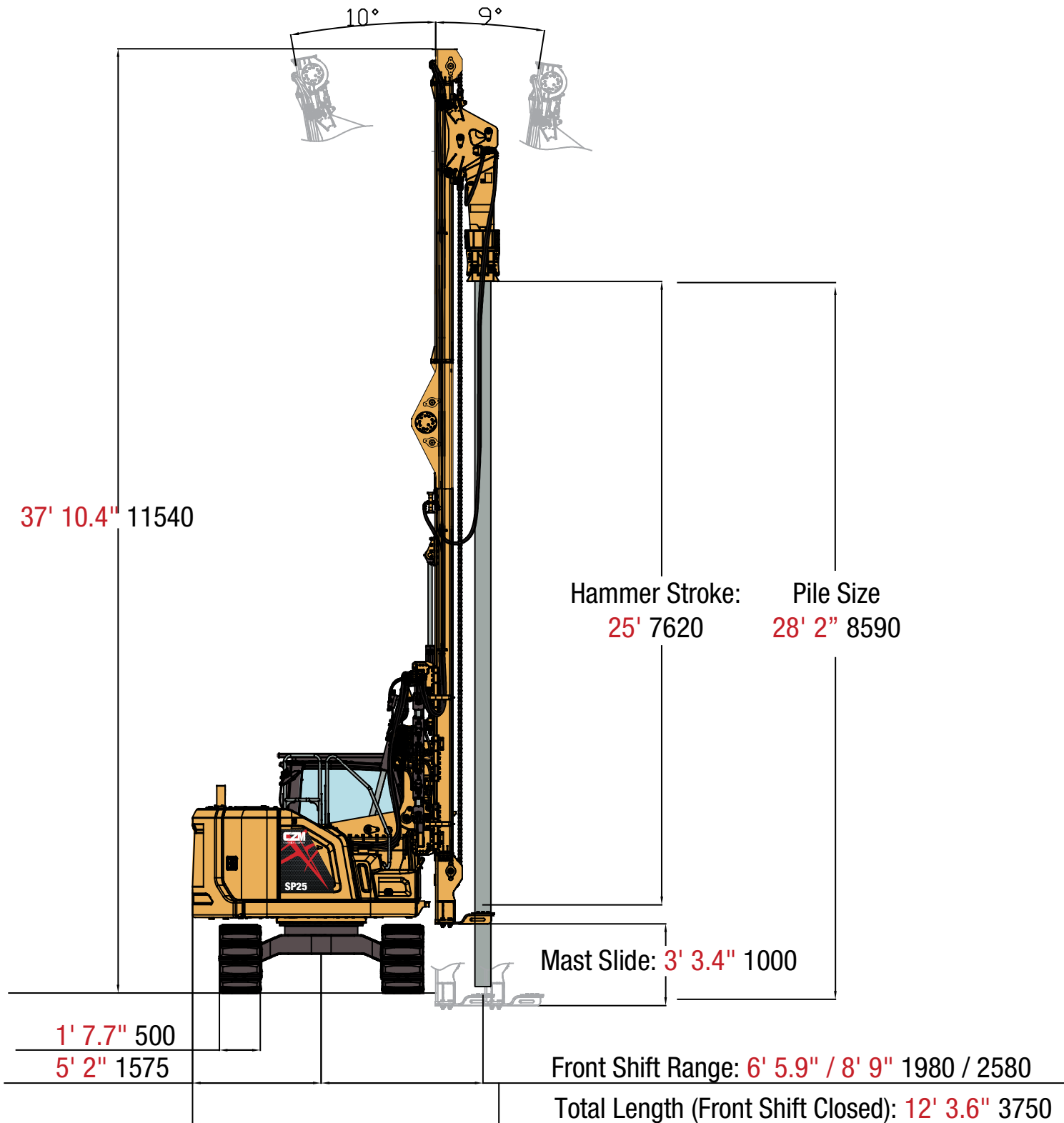
GENERAL DIMENSIONS SHORT MAST




GENERAL DIMENSIONS STANDARD MAST



GENERAL DIMENSIONS LONG MAST

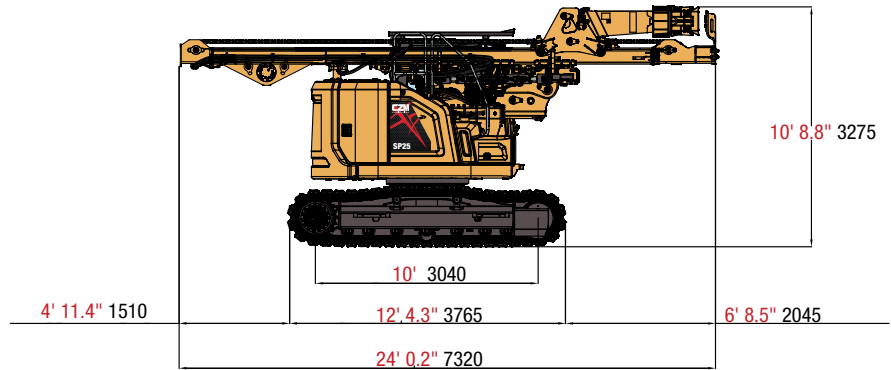




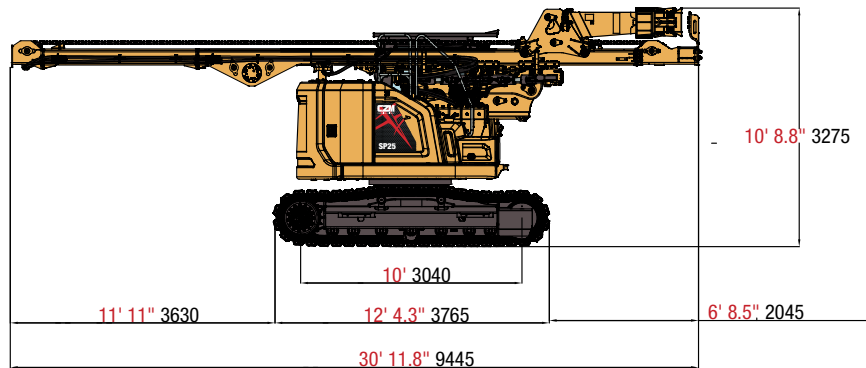


TRANSPORT DIMENSIONS

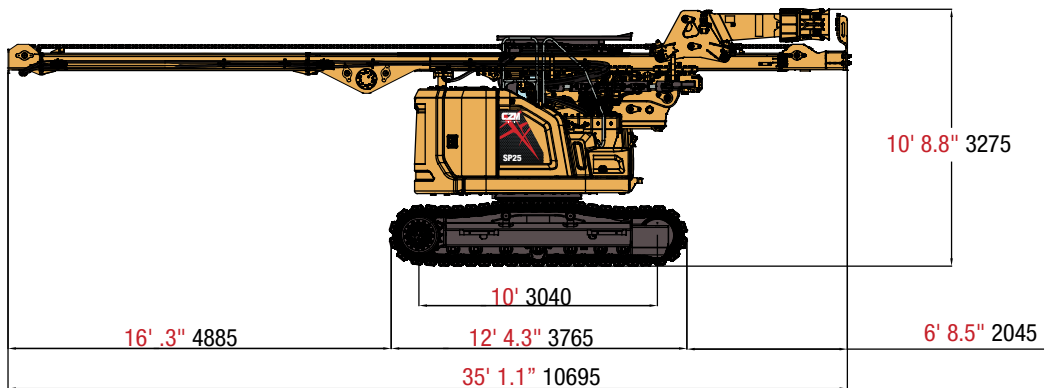
SHORT MAST



STANDARD MAST



LONG MAST





FOUNDATION EQUIPMENT

▲ THE COMPANY

CZM is headquartered in Savannah, Georgia, USA. For over 40 years, we have specialized in manufacturing foundation equipment. We design and customize models for many different drilling applications including Drill shafts, CFA/cased CFA, Micropile and anchoring, driven pile and hydraulic hammers and soil improvements. We are a Caterpillar OEM (Original Equipment Manufacturer).

HEADQUARTERS

962 Interstate Centre Boulevard
Ellabell • Georgia • 31308
United States • Phone: (912) 200-7654

AFTER SALES - CALIFORNIA

1720 N. Ventura Avenue
Ventura • California • 93001
United States • Phone: (805) 667-8416

AFTER SALES - GEORGIA

145 East Industrial Boulevard
Pembroke • Georgia • 31321
United States • Phone: (912) 200-7656

AFTER SALES - KENTUCKY

2001 West Hal Rogers Parkway
London • Kentucky • 40741
United States • Phone: (912) 320-2699

AFTER SALES - TEXAS

2501 Blue Mound Rd. W
Haslet • Texas • 76052
United States • Phone: (817) 232-8053

WWW.CZM-US.COM    